



GENERAL SURGERY  
PATIENT & FAMILY  
EDUCATION

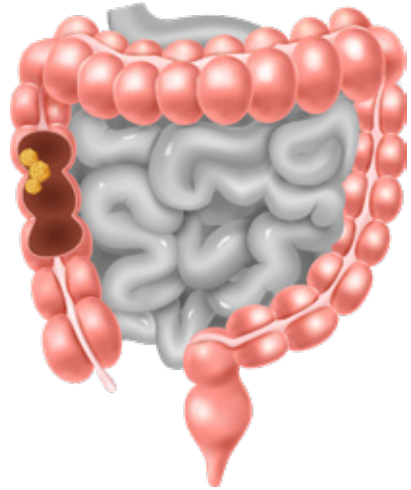
# BENEFITS OF ROBOTIC SURGERY FOR COLORECTAL CANCER

Specialised treatment with faster recovery

# SURGERY FOR COLORECTAL CANCER

If you've been advised to undergo surgery for **colorectal cancer**, you'd probably have many questions. There are several surgical options available. We encourage you to discuss them with your doctor.

Your treatment plan will be based on your **overall health**, the **size** and **location** of the tumour, as well as the **stage** and **grading of the cancer**.



## Understanding your surgical options

Surgery is the most common treatment for colorectal cancer. The goal is to remove the tumour completely, together with the affected parts of the colon and/or rectum, as well as nearby lymph nodes.

### Types of surgery for colorectal cancer

### Hospital Stay\*



#### Open surgery

A traditional approach where the surgeon makes a cut in your abdomen, measuring around 20cm, to access and remove the tumour through the same incision.

**Incision:**  
~20cm



**10 days**



\*Actual number of days may vary based on individual patient's recovery.

## Types of surgery for colorectal cancer

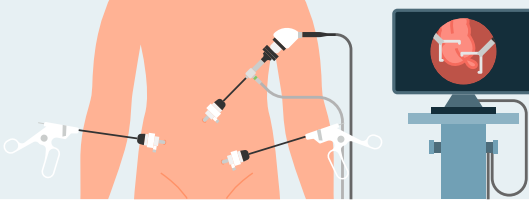
## Hospital Stay\*



**Incision:**  
~1cm

### Laparoscopic surgery

Also known as keyhole or minimally invasive surgery, the surgeon makes several small cuts up to 1cm each in the abdomen. Small surgical tools, together with a laparoscope (a long, thin, lighted tube with a camera attached to its tip) will be inserted to give the surgeon visibility of the tumour on high-resolution monitors as he/she works to remove the tumours.



**5-7 days**



**Incision:**  
~1cm

### Robotic surgery

An extension of minimally-invasive methods, robotic surgery makes use of specialised technology to **improve and enhance the degree of surgical precision** during surgery.

Using a master console, the surgeon is fully in control to manoeuvre the robotic arms to insert miniature tools through the small cuts, allowing precise surgical movements guided by clear images supplied by a 3D camera:



**High-definition video optics for improved visualisation.**



**Improved accuracy and precision with technology that cuts out vibration.**



**Improved range of motion for access to hard to reach areas such as the rectum.**



**4-5 days**  
(Shorter than laparoscopic surgery)



\*Actual number of days may vary based on individual patient's recovery.

# BENEFITS OF ROBOTIC SURGERY

At Mount Elizabeth Hospitals, our colorectal surgeons combine their skills and expertise with the capabilities of the da Vinci Xi® surgical system to treat colorectal cancer, offering patients several benefits, such as:

1-2cm  


**Smaller cuts with minimal scarring**



**Lower risk of complications such as infection, bleeding and blood clots**



**Improves accuracy of tumour removal, potentially reducing trauma to surrounding tissue**




**Shorter recovery time with reduced need for medication**



**These benefits allow patients to get back to their normal daily activities more quickly.**

Many factors influence your suitability for the different types of surgery. Speak to your doctor to explore the most suitable option for you.

For more information, speak to us at:



IHH Healthcare has a global network of 83 hospitals and ancillary services in 10 countries.

As a patient at Gleneagles Hospital Singapore, Mount Elizabeth Hospital, Mount Elizabeth Novena Hospital and Parkway East Hospital, you enjoy easy access to a full spectrum of integrated healthcare services under the IHH Healthcare ecosystem.

